
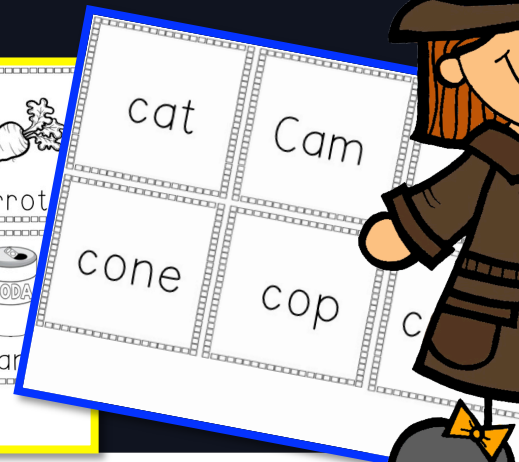
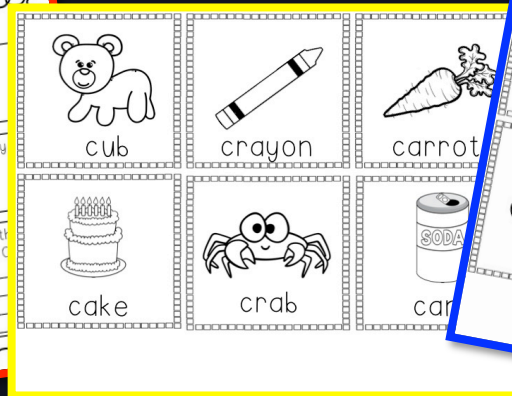




# ABC

# I S P Y

GREAT FOR BACK-TO-SCHOOL  
LITERACY STATIONS!

*By Erin Waters*



# I Spy: Directions

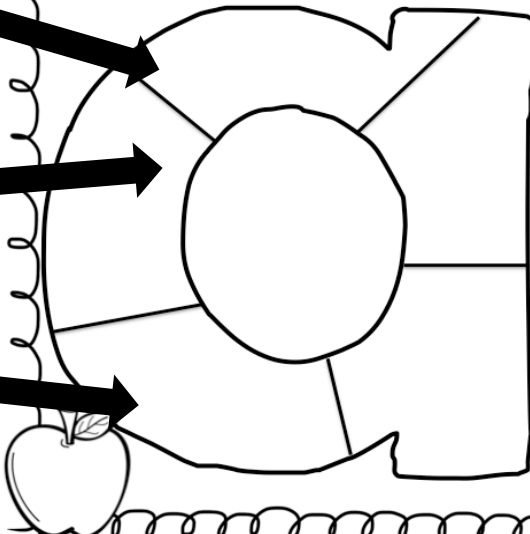
Teacher Prep: Copy one class set of I Spy papers. Print, laminate, and cut apart picture and word cards. Hang picture and word cards around the room in places that are visible to students. Distribute I Spy recording sheets to students.

Student Directions: This is similar to a Write the Room activity during which students will explore the classroom for words and pictures associated with the designated letter.

In each segment, illustrate the items spotted around the room that begin with the designated letter

Name \_\_\_\_\_

## I Spy



I see this many  
A's

I see this many  
a's

Words I see that start with A:

\_\_\_\_\_

\_\_\_\_\_

\_\_\_\_\_

Tally the number of capital letters spotted

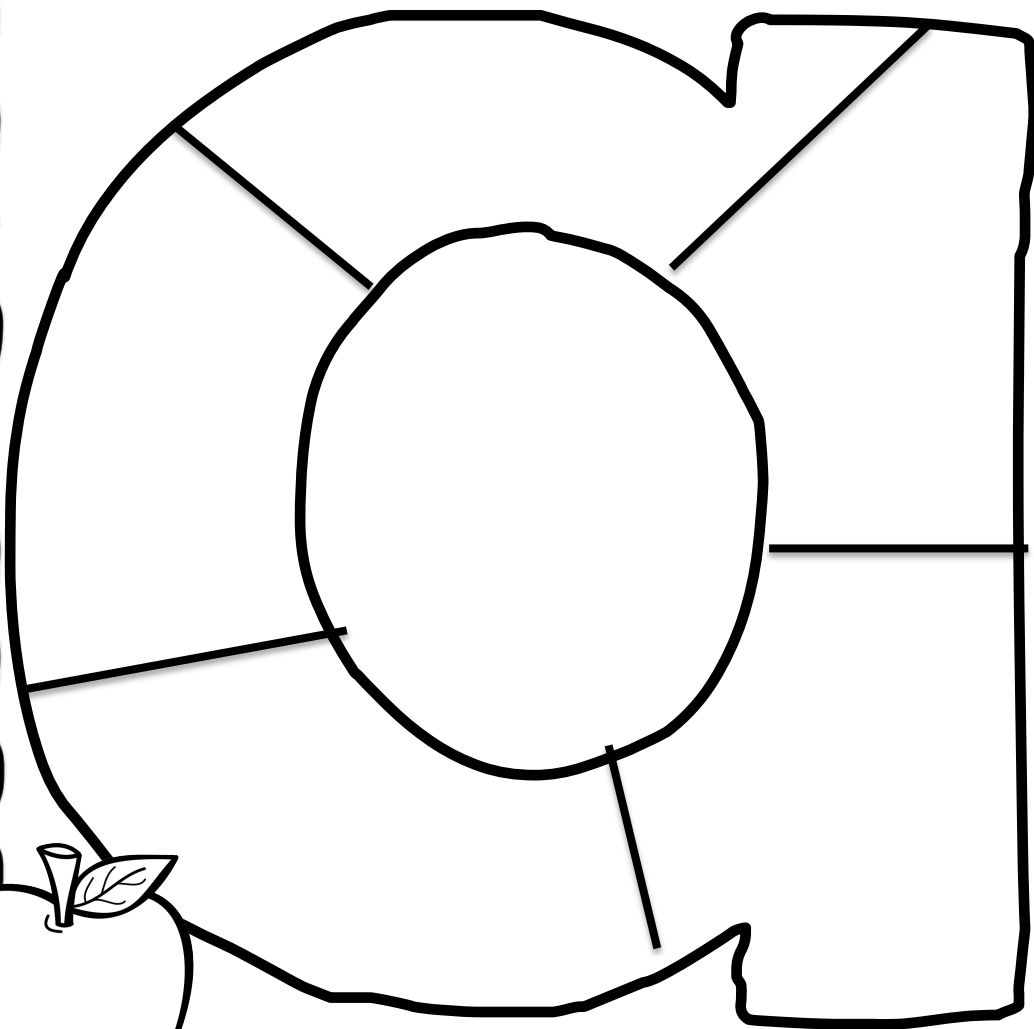
Tally the number of lowercase letters spotted

Record words beginning with the designated letter that are spotted around the room

Words, letters, and illustrations recorded by the student can result from the picture & word cards posted around the room or from additional items or words spotted by the student during his/her exploration.

Name \_\_\_\_\_

# I Spy



I see this many  
A's:

I see this many  
a's:


Words I see that  
start with A:


---

---


---

---







apple




acorn




airplane



Abe



angry



antlers

at

Alex

am

are

a

ate

## Thank You!

Thank you for downloading my I Spy ABC book! If you enjoy this product, please make sure to check out my other products in my [TPT store](#), [my Facebook page](#), and my blog, [The Watering Hole](#), for freebies!

Please remember to leave thoughtful feedback so that you can earn those valuable TPT credits to use on future purchases! Thanks!



@

