

1st Grade


FALL

MORNING

WORK

Bundle

By Erin Waters



25 Skills Covered

LANGUAGE ARTS:


- Sight words
- Color words
- Beginning sounds
- Vowels & consonants
- Writing sentences
- CVC words
- Sentence completion
- Writing first and last name
- Writing prompts
- ABC order
- Labeling
- Making lists
- Short vowel words

MATH:

- Counting
- Number recognition
- Tally marks
- Finding sums
- Identifying the smaller number
- Identifying the larger number
- Even & odd numbers
- Extending patterns (repeating & growing)
- Creating patterns
- Doubles facts
- Finishing number patterns
- Basic fractions

September

MORNING WORK



What You Get


- (1) Color Me Artistic: Color the crayons using the color words provided
- (1) Great Beginnings!: Connect the picture with its correct beginning sound
- (1) Count it Up!: Count the dots on each die and write the correct numeral below.
- (1) Color By Number: Color the house using the number key
- (10) Copy, Circle, Tally: Copy sight words on the penmanship lines, choose one and circle it, then tally the number of letters, vowels, & consonants in that word
- (5) Super Sight Words: Copy a sentence, segment & spell a CVC word, and unscramble sight words.
- (1) Color Me Smart!: Color each picture and fill in the color word in the blank.
- (5) Fill it In!: Fill in the correct sight word from the word bank to complete the sentences.
- (1) Apple Tally: Count the apples and make the correct number of tally marks.
- (1) Self Portrait: Draw yourself on the first day of school; write your first and last name.
- (1) ABC Order: Write the back-to-school words in ABC order.

**Every month, the content breakdown of my morning work packs are roughly 1/3 math, 1/3 writing & phonics, & 1/3 sight words. This pack is more heavily concentrated on sight words since it will fall at the beginning of the year and students will require a more guided & consistent approach to morning work.

**Each page contains "Go the Extra Mile," which is an extra task for fast finishers!



Name _____



Copy, Circle, Tally

Copy each word:

can

like

Choose one and circle it.

Tally how many...

letters	
consonants	
vowels	

Go the Extra Mile!

On the back of your paper, write a sentence using each of these words. Illustrate them!



Name_____

Back to School ABC Order

Write the words in ABC order below.

pencil

book

glue

folder

crayon

marker

1.

2.

3.

4.

5.

6.

PREVIEW


Go the Extra Mile!

On the back of your paper, choose 5 word wall words. Write them in ABC order.



October

MORNING WORK



What You Get

(4) Copy, Circle, Tally: Copy sight words & tally the vowels, consonants, and letters in one of the words. (am, look, me, it, all, what, use, your)

(1) I Love Labels!: Label the parts of the scarecrow using the word bank

(1) Short Vowel Spelling: Spell CVC words by filling in the blanks and circling the vowel (focus on short A families)

(1) Fill in the Blank: Using a word bank of sight words, fill in the blanks to spell each word

(4) ABC Order: Put 10 thematic words in order from A-Z using word bank and ABC strip

(5) Trace it, Write It, Style It: Trace, write, and style 5 sight words (he, see, come, go, said, am, look, me, I, it, all, or, what, use, your, my, for, at, will, she)

(5) The Write Stuff Writing Prompts: Write about your favorite Fall activity, make lists on a given subject.

(1) This or That? Circle the bigger or smaller number of the group.

(1) Would You Like 'Sum' Candy Corn? Compute the sum on each piece of candy corn

(1) Paint the Pumpkin Patch: Color pumpkins according to their even or odd number

(1) Pumpkin Patch Patterns: Extending and creating patterns using pumpkins

(1) Ghost Numbers: Filling in missing numbers in sequential number patterns

(1) Pumpkin Sums: Color by number pumpkin sums

**Every month, the content breakdown of my morning work packs are roughly 1/3 math, 1/3 writing & phonics, & 1/3 sight words.

**Each page contains "Go the Extra Mile," which is an extra task for fast finishers!



Name: _____

ABC ORDER

Place the words in ABC order. ~~Cross~~ the words off as you use them. Use the ABC strip on the bottom of the page to help you!

mummy
pirate
witch

Frankenstein
clown
ghost
bee

princess
superhero
pumpkin

1. _____

2. _____

3. _____

4. _____

5. _____

6. _____

7. _____

8. _____

9. _____

10. _____



Go the Extra Mile!

On the back of your paper, write directions to somebody to explain how to put words in ABC order.



Name _____

TRACE IT, WRITE IT, STYLE IT

Trace it	Write it	Style it
he		
see		
come		
go		
said		

Go the Extra Mile!


On the back of your paper, write 2 sentences. Try to use at least 2 of these words in each sentence!



Name: _____

GHOST NUMBERS

The numbers have disappeared! Help George the Ghost fill in his missing numbers.



5	6	7	8	
---	---	---	---	--

12	13		15	16
----	----	--	----	----

21	22	23		25
----	----	----	--	----

34		36	37	38
----	--	----	----	----

	65	66	67	68
--	----	----	----	----

30	31		33	34
----	----	--	----	----


Go the Extra Mile!

On the back of your paper, make your own number patterns. Have a friend fill them in!



November

MORNING WORK



What You Get

(1) Gobble Up Some Doubles Color the turkey's feathers using the doubles fact key

(1) Double Trouble: Cut & paste the solutions to the correct doubles facts.

(4) Zero the Hero: Cut & paste the solutions to the correct +0 and -0 facts.

(1) Fill in the Blank: Using a word bank of sight words, fill in the blanks to spell each word.

(4) ABC Order: Put 10 thematic words in order from A-Z using word bank and ABC strip.

(3) Fraction Matching Match various fractions to their pictures or names.

(5) The Write Stuff Writing Prompts: Answer seasonal prompts and justify your reasoning.


(1) Feather Frenzy: Color the turkey's feathers based on the short vowel key.

(5) Fill-In Fun: Choosing from the word bank, fill in the correct sight word in each sentence box. (Dolch Primer list)

(4) Scrambled Sight Words: Unscramble each sight word and copy it on the line. (Dolch Primer list)

**Every month, the content breakdown of my morning work packs are roughly 1/3 math, 1/3 writing & word work, & 1/3 sight words.

**Each page contains "Go the Extra Mile," which is an extra task for fast finishers!



Name: _____

Gobble Up Some Doubles!

Color the feathers using the key below.

$5+5=\text{yellow}$

$2+2=\text{purple}$

$6+6=\text{pink}$


$7+7=\text{red}$

$8+8=\text{orange}$

$9+9=\text{green}$

$4+4=\text{brown}$

$3+3=\text{blue}$



Go the Extra Mile!

On the back of your paper, draw a turkey. Color its feathers using a pattern!



Name: _____

Zero the Hero

Cut out the math facts and glue them to create correct number sentences.

	$= 9$		$= 12$
	$= 14$		$= 10$
	$= 11$		$= 16$
	$= 13$		$= 15$

$9-0$	$10-0$	$11-0$	$12-0$
$13-0$	$14-0$	$15-0$	$16-0$



Go the Extra Mile!

On the back of your paper, draw what you think Zero the Hero looks like. Label him!



Name: _____

The Write Stuff

What is your favorite food at a holiday feast? Why?

PREVIEW



Go the Extra Mile!

On the back of your paper, write a recipe for your favorite holiday food.




Name: _____

Fill-in Fun

Fill in the blanks using the sight words from the word bank.

His hat is _____.



I wanted cake,
_____ ate pie
instead.




The first
Thanksgiving

_____ cold



I _____ to ride
the horse!



_____ wigwam is
round on top.



want brown our was but

Go the Extra Mile!

On the back of your paper, write one sentence for each sight word on this paper.







Name: _____

Scrambled Sight Words

Unscramble each word below. Write it on the line and cross it out from the word bank.







white eat ride who for

Go the Extra Mile!

On the back of your paper, choose 3 words from around the room. Scramble them. Ask a friend to solve them!



Thank You!

Thank you for downloading my Fall Morning Work Bundle! If you enjoy this product, please make sure to check out my other products in my [TPT store](#), [my Facebook page](#), and my blog, [The Watering Hole](#), for freebies!

Please remember to leave thoughtful feedback so that you can earn those valuable TPT credits to use on future purchases!

Thanks!



@



*Thank you
to the following beautifully talented clip
artists for the images featured in this product:*

