

November MORNING WORK

By Erin Waters



What You Get

(1) Gobble Up Some Doubles: Color the turkey's feathers using the doubles fact key.

(1) Double Trouble: Cut & paste the solutions to the correct doubles facts.

(4) Zero the Hero: Cut & paste the solutions to the correct $+0$ and -0 facts.

(1) Fill in the Blank: Using a word bank of sight words, fill in the blanks to spell each word.

(4) ABC Order: Put 10 thematic words in order from A-Z using word bank and ABC strip.

(3) Fraction Matching: Match various fractions to their pictures or names.

(5) The Write Stuff Writing Prompts: Answer seasonal prompts and justify your reasoning.


(1) Feather Frenzy: Color the turkey's feathers based on the short vowel key.

(5) Fill-In Fun: Choosing from the word bank, fill in the correct sight word in each sentence box.

(4) Scrambled Sight Words: Unscramble each sight word and copy it on the line.

**Every month, the content breakdown of my morning work packs are roughly $\frac{1}{3}$ math, $\frac{1}{3}$ writing & word work, & $\frac{1}{3}$ sight words.

**Each page contains "Go the Extra Mile," which is an extra task for fast finishers!



Name: _____

Gobble Up Some Doubles!

Color the feathers using the key below.

$5+5=\text{yellow}$

$2+2=\text{purple}$

$6+6=\text{pink}$


$7+7=\text{red}$

$8+8=\text{orange}$

$9+9=\text{green}$

$4+4=\text{brown}$

$3+3=\text{blue}$



Go the Extra Mile!

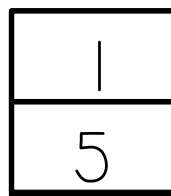
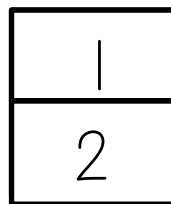
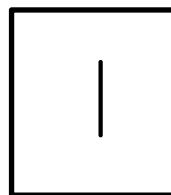
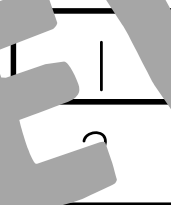
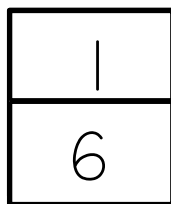
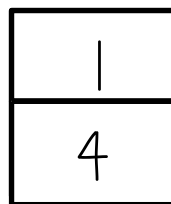

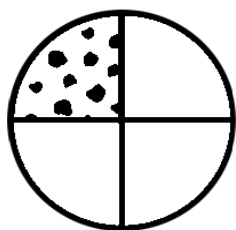

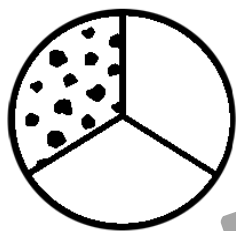
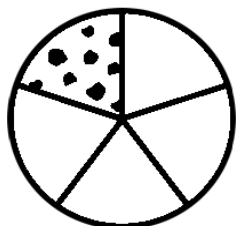
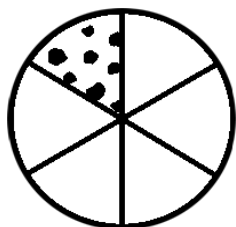
On the back of your paper, draw a turkey. Color its feathers using a pattern!



Name: _____

Fresh-Baked Fractions

Draw a line to connect the cookie with its matching fraction.



Go the Extra Mile!

On the back of your paper, draw a cookie. Create fractions by splitting it up into equal sections. Write the fraction you created.




Name: _____

Fill-in Fun

Fill in the blanks using the sight words from the word bank.

His hat is _____.




I wanted cake,
_____ ate pie
instead.



The first
Thanksgiving

I _____ to see
the _____



_____ wigwam is
round on top.



want brown our was but

Go the Extra Mile!

On the back of your paper, write one sentence for each sight word on this paper.



Name: _____

The Write Stuff

What is your favorite food at a holiday feast? Why?

PREVIEW



Go the Extra Mile!

On the back of your paper, write a recipe for your favorite holiday food.




Name: _____

Zero the Hero

Cut out the math facts and glue them to create correct number sentences.

	$= 7$		$= 6$
	$= 3$		$= 1$
	$= 5$		$= 8$
	$= 2$		$= 4$

$1 + 0$	$2 + 0$	$3 + 0$	$4 + 0$
$5 + 0$	$6 + 0$	$7 + 0$	$8 + 0$



Go the Extra Mile!

On the back of your paper, illustrate a zero fact. Use Thanksgiving pictures!





Name: _____


Scrambled Sight Words


Unscramble each word below. Write it on the line and cross it out from the word bank.











white eat ride who for

Go the Extra Mile!

On the back of your paper, choose 3 words from around the room. Scramble them. Ask a friend to solve them!



Thank You!

Thank you for downloading my November Morning Work Pack!
If you enjoy this product, please make sure to check out my
other products in my [TPT store](#), [my Facebook page](#), and my
blog, [The Watering Hole](#), for freebies!

Please remember to leave thoughtful feedback so that you can
earn those valuable TPT credits to use on future purchases!

Thanks!



@



Thank you
to the following beautifully talented clip
artists for the images featured in this product:

